

# Camissa Domestic Balanced Fund

## December 2024



### Fund objective

This fund aims to significantly outperform the median manager in the domestic retirement fund manager peer group. The fund has a balanced mandate and investments are diversified across equities, bonds and cash. The fund is actively managed and positioned in the best ideas from our bottom-up research process and is Regulation 28 compliant.

**Portfolio Manager**  
Gavin Wood  
BBusSc, FFA, CFA

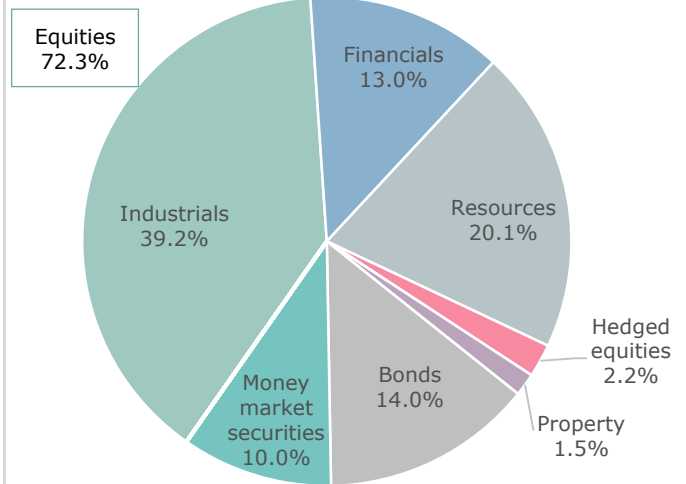
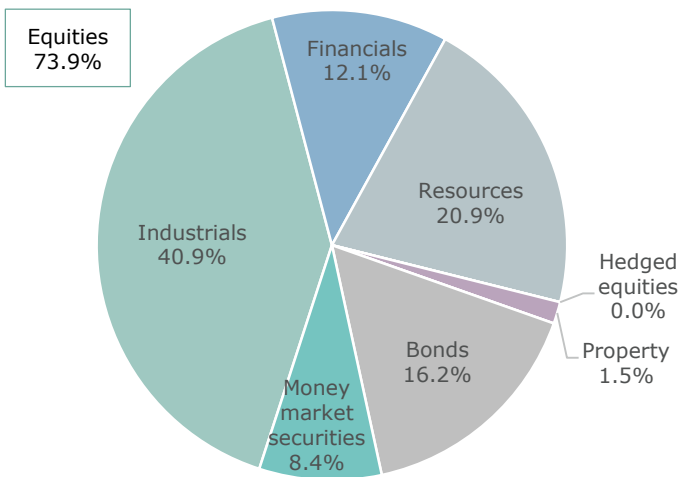
### Invest with us

**Visit our website** [www.camissa-am.com](http://www.camissa-am.com)  
**Call Client Service** 0800 854 417  
**Email** [clientservice@camissa-am.com](mailto:clientservice@camissa-am.com)  
**Fax** 088 021 671 3112

### Quarter ended December 2024

### Quarter ended September 2024

#### Asset allocation



#### Top 10 equity holdings

Prosus/Naspers	13.9%
MTN	6.5%
Anglo Platinum	5.0%
Northam Platinum	3.9%
Omnia	3.9%
Brait	3.8%
Datatec	3.5%
Famous Brands	3.5%
Quilter plc	3.1%
Exxaro	2.8%
<b>Total</b>	<b>49.9%</b>

Prosus/Naspers	14.0%
MTN	5.4%
Anglo Platinum	4.8%
Northam Platinum	4.0%
Famous Brands	3.5%
Omnia	3.4%
FirstRand	2.9%
Datatec	2.9%
Brait	2.7%
Standard Bank	2.2%
<b>Total</b>	<b>45.8%</b>

#### Key indicators

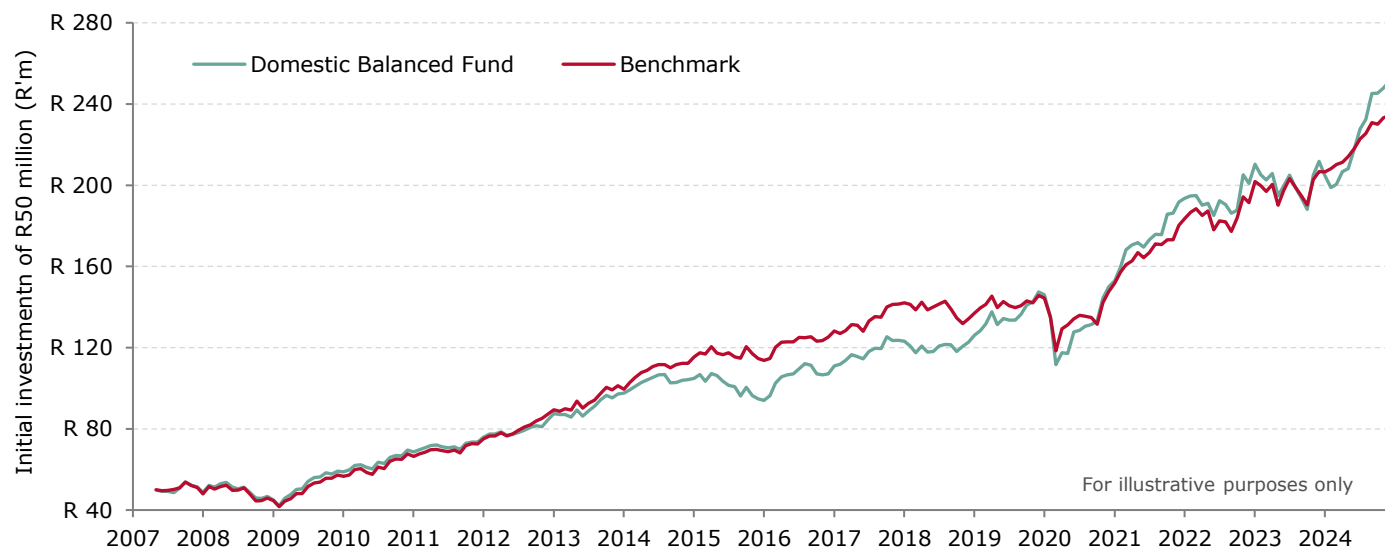
Equity markets (total return)	End of quarter figure
Latest consumer price inflation (CPI % YoY)	3.1%
Repo rate (%)	7.8%
3m JIBAR	7.8%
10-year government bond yield	10.3%
Key asset classes (total return)	Quarterly change
MSCI World Index (USD)	-0.2%
FTSE/JSE All Share Index	-2.1%
FTSE/JSE Listed Property Index	-0.8%
BEASSA All Bond Index	0.4%
Commodities and currency	Quarterly change
Platinum (\$/oz)	-7.6%
Gold (\$/oz)	-0.4%
Rand/US Dollar (USD)	9.1%

# Camissa Domestic Balanced Fund

## December 2024



### Performance<sup>1</sup>



Source: Camissa Asset Management, I-Net

### Annualised performance

	Fund	Benchmark <sup>2</sup>	Outperformance
1 year	18.6%	15.7%	2.9%
3 years	9.4%	9.9%	-0.5%
5 years	11.2%	10.4%	0.8%
10 years	9.2%	7.9%	1.3%
Since inception	9.6%	9.3%	0.3%

<sup>1</sup> Fund performance figures are gross of management fees and Capital Gains Tax and net of Withholding Tax. Calculations are based on a lump sum investment, with income reinvested and all performances are annualised. Please note that market and exchange rate fluctuations may affect the value, price or income of investments. Past performance should not be used as a guide for future performance.

### Risk statistics

	Fund	Benchmark <sup>2</sup>
Annualised monthly volatility	11.0%	9.8%
Annualised monthly tracking error	5.0%	n/a
Information ratio*	0.1	n/a
Sharpe ratio	0.2	n/a
Maximum gain <sup>#</sup>	46.5%	33.7%
Maximum drawdown <sup>#</sup>	-24.2%	-22.6%
% Positive months	64.2%	64.6%
Beta vs benchmark	1.0	1.0

\* Information ratio =  $\frac{\text{outperformance}}{\text{tracking error}}$

<sup>#</sup> Consecutive months of change in the same

**Benchmark** Median return of Alexander Forbes SA Manager Watch: BIV Survey

**Fund mandate** Prudential regulation compliant domestic balanced fund

**Launch date** 1 May 2007

**Vehicle** Pooled and segregated

**Fund size** R 5.10 billion

**Minimum investment** No minimum

Camissa Asset Management (Pty) Ltd is a licensed financial services provider (FSP No. 784) and is a voting member of the Association for Savings and Investment SA (ASISA). This information is for general purposes only and does not constitute advice. We recommend that you seek the relevant legal, tax, investment or other professional advice that will enable you to make an informed decision. Additional information regarding our policies for calculating and reporting returns and a complete list and description of our composites is available upon request.